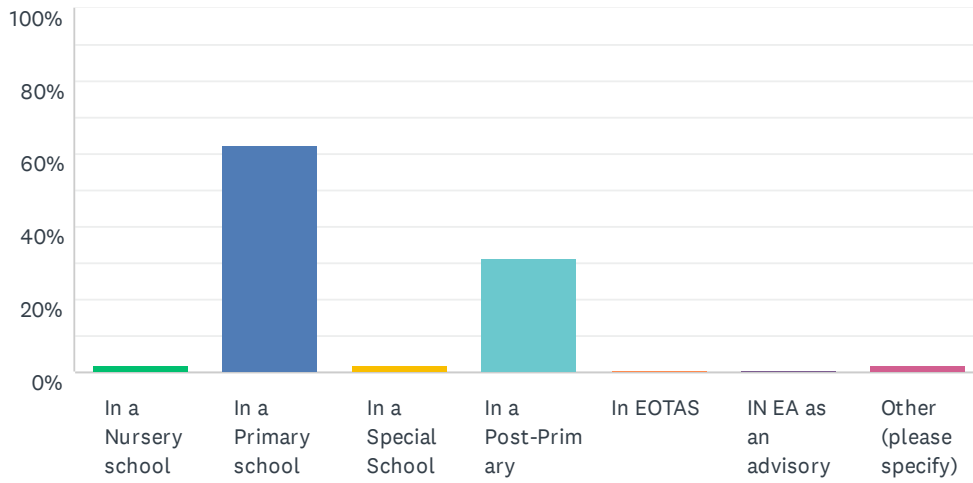


Q1 Where do you teach?

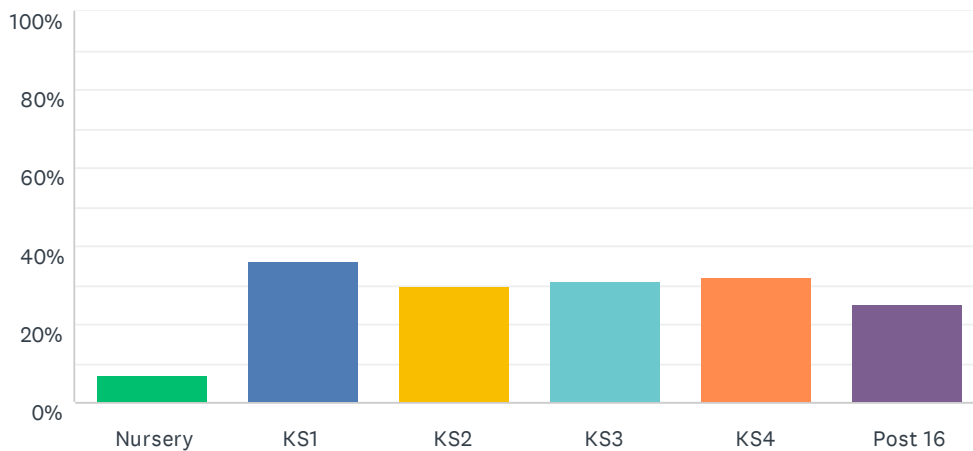
Answered: 1,328 Skipped: 3



ANSWER CHOICES	RESPONSES
In a Nursery school	2.11% 28
In a Primary school	62.35% 828
In a Special School	1.96% 26
In a Post-Primary School	31.63% 420
In EOTAS	0.53% 7
IN EA as an advisory teacher	0.60% 8
Other (please specify)	1.81% 24
Total Respondents: 1,328	

Q2 What age group do you teach? Please tick all that apply

Answered: 1,320 Skipped: 11

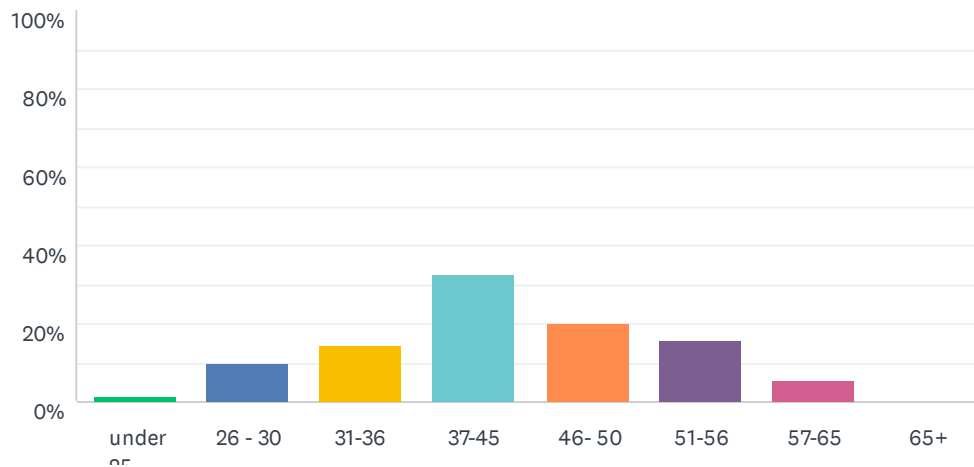


Remote Teaching/Learning

ANSWER CHOICES	RESPONSES
Nursery	7.05% 93
KS1	36.44% 481
KS2	29.92% 395
KS3	31.14% 411
KS4	32.27% 426
Post 16	24.92% 329
Total Respondents: 1,320	

Q3 What age are you?

Answered: 1,328 Skipped: 3

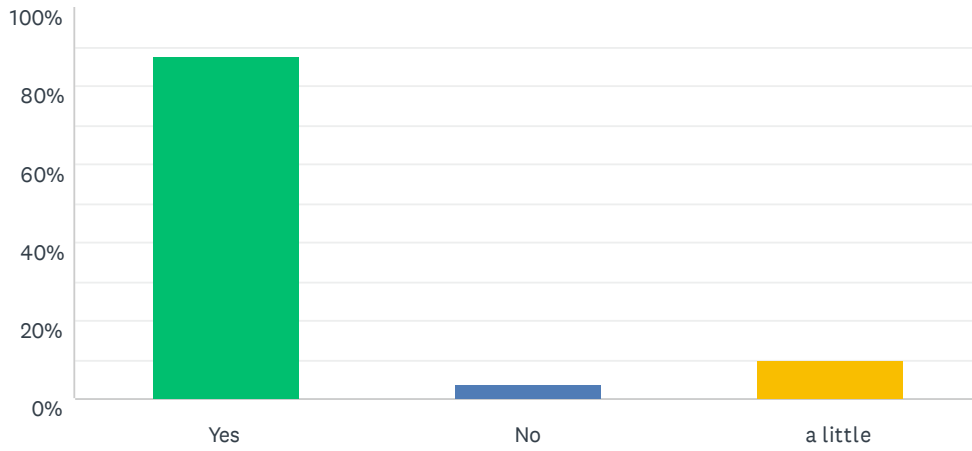


ANSWER CHOICES	RESPONSES
under 25	1.36% 18
26 - 30	9.64% 128
31-36	14.53% 193
37-45	32.61% 433
46- 50	20.18% 268
51-56	15.96% 212
57-65	5.57% 74
65+	0.15% 2
Total Respondents: 1,328	

Q4 Have you conducted any remote learning?

Answered: 1,325 Skipped: 6

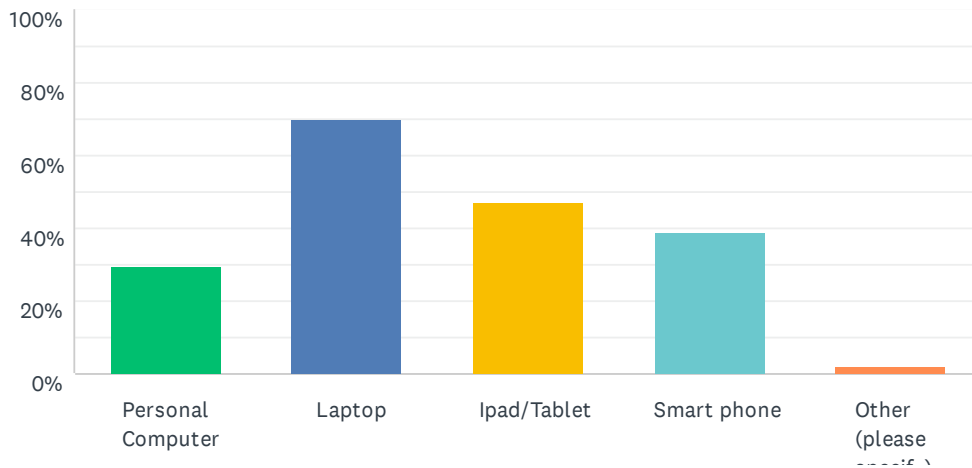
Remote Teaching/Learning



ANSWER CHOICES	RESPONSES	
Yes	87.40%	1,158
No	3.55%	47
a little	9.89%	131
Total Respondents: 1,325		

Q5 What technology device do you use for remote learning?

Answered: 1,313 Skipped: 18

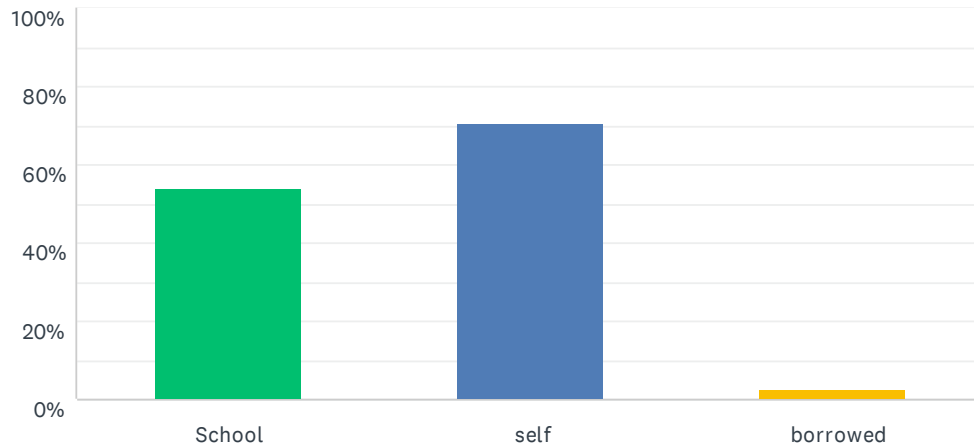


ANSWER CHOICES	RESPONSES	
Personal Computer	29.32%	385
Laptop	70.07%	920
Ipad/Tablet	46.92%	616
Smart phone	38.77%	509
Other (please specify)	1.90%	25
Total Respondents: 1,313		

Q6 Who owns the device you use for remote learning?

Remote Teaching/Learning

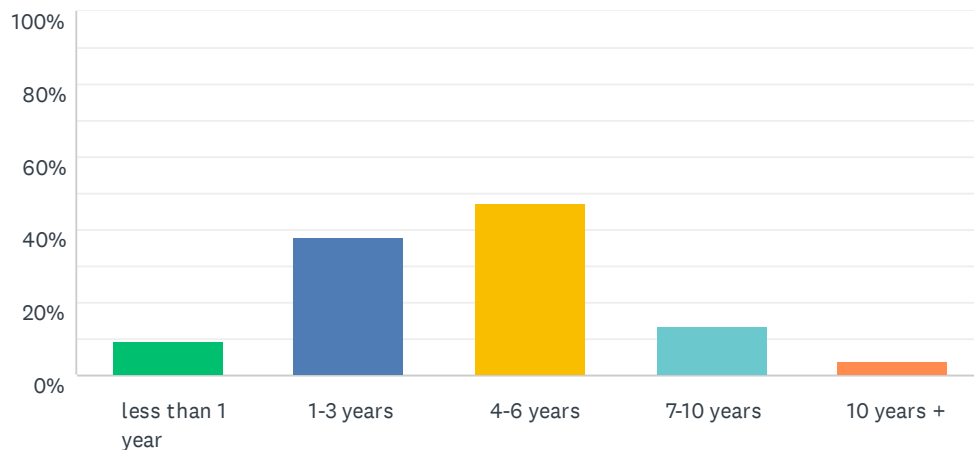
Answered: 1,314 Skipped: 17



ANSWER CHOICES	RESPONSES	
School	54.19%	712
self	70.62%	928
borrowed	2.74%	36
Total Respondents: 1,314		

Q7 How old is the device?

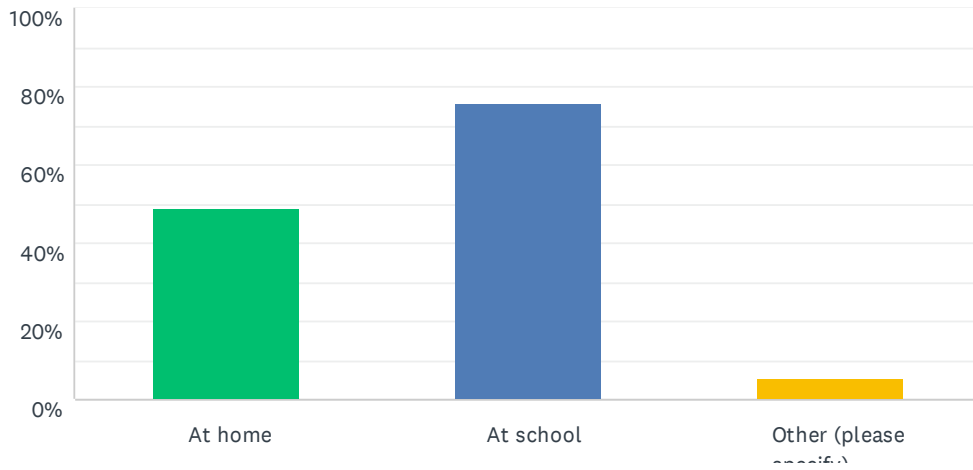
Answered: 1,313 Skipped: 18



ANSWER CHOICES	RESPONSES	
less than 1 year	9.75%	128
1-3 years	38.00%	499
4-6 years	47.30%	621
7-10 years	13.71%	180
10 years +	3.81%	50
Total Respondents: 1,313		

Q8 Do you have access to a printer ? please tick all that apply


Answered: 1,306 Skipped: 25



ANSWER CHOICES	RESPONSES	
At home	48.93%	639
At school	75.80%	990
Other (please specify)	5.74%	75
Total Respondents: 1,306		

Q9 What type of internet access do you have at home?

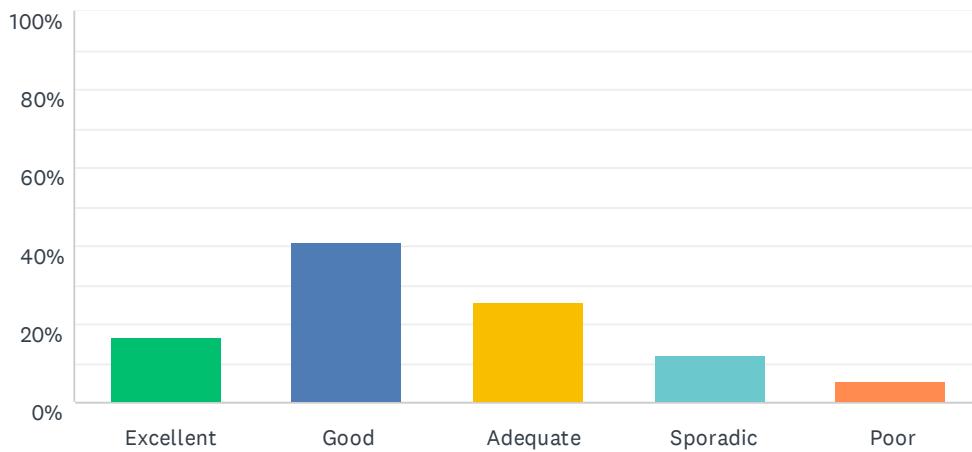
Answered: 1,322 Skipped: 9



ANSWER CHOICES	RESPONSES	
Broadband	97.05%	1,283
Dial-up	0.08%	1
Only have access to the internet on my cell phone	0.76%	10
Do not have access to the internet	0.15%	2
Other (please specify)	1.97%	26
TOTAL		1,322

Q10 How efficient is your wifi?

Answered: 1,327 Skipped: 4

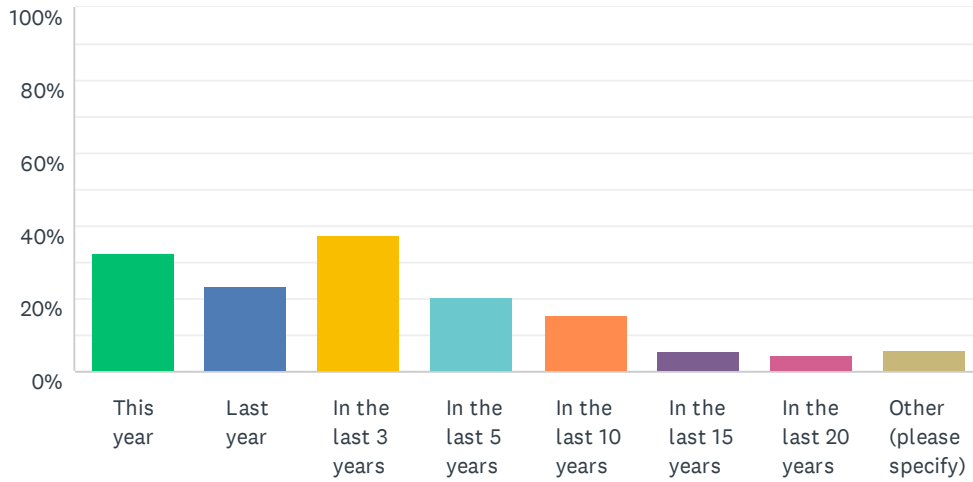


ANSWER CHOICES	RESPONSES	
Excellent	16.96%	225
Good	40.84%	542
Adequate	25.40%	337
Sporadic	12.06%	160
Poor	5.65%	75
Total Respondents: 1,327		

Q11 Have you received any IT training? please tick all that apply

Answered: 1,309 Skipped: 22

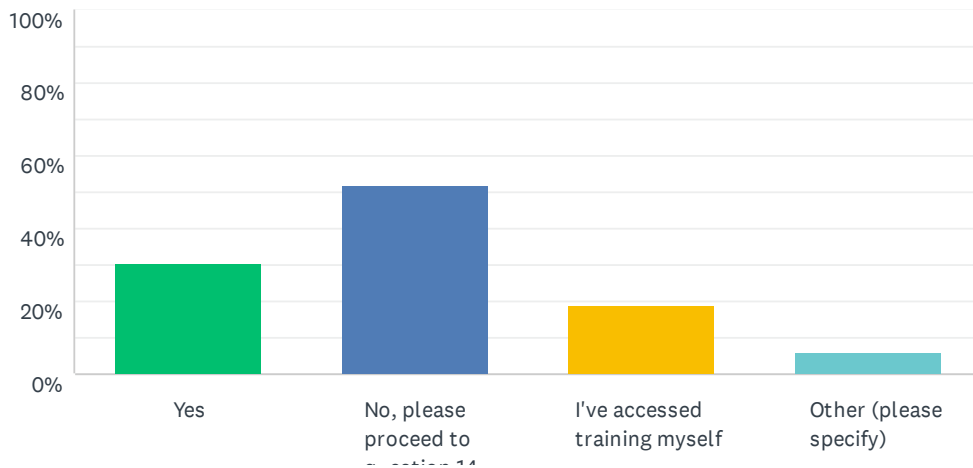
Remote Teaching/Learning



ANSWER CHOICES	RESPONSES	
This year	32.39%	424
Last year	23.30%	305
In the last 3 years	37.36%	489
In the last 5 years	20.47%	268
In the last 10 years	15.28%	200
In the last 15 years	5.73%	75
In the last 20 years	4.28%	56
Other (please specify)	6.11%	80
Total Respondents: 1,309		

Q12 Have you received any training on remote teaching/learning?

Answered: 1,327 Skipped: 4

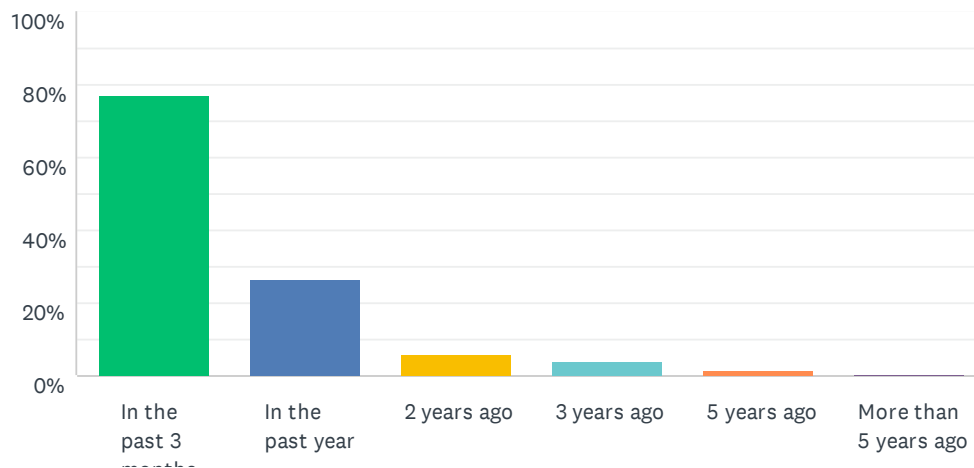


Remote Teaching/Learning

ANSWER CHOICES	RESPONSES	
Yes	30.75%	408
No, please proceed to question 14	52.07%	691
I've accessed training myself	19.07%	253
Other (please specify)	5.80%	77
Total Respondents: 1,327		

Q13 If yes, when?

Answered: 624 Skipped: 707

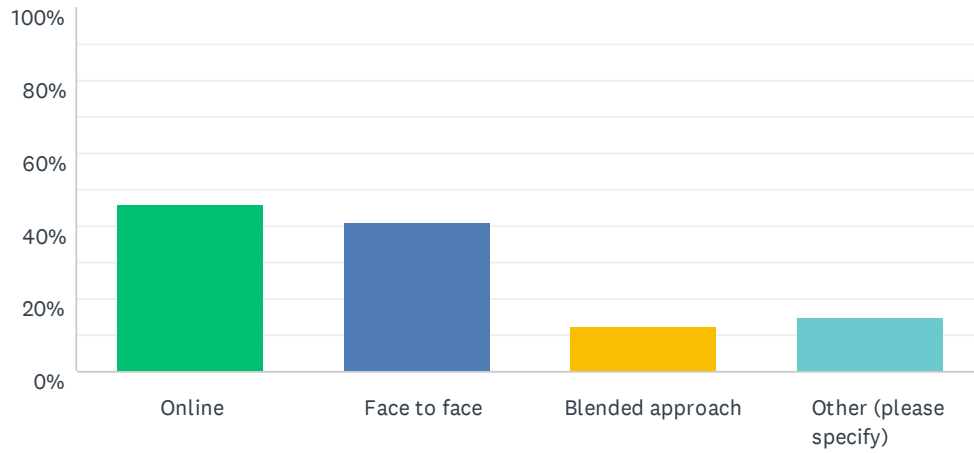


ANSWER CHOICES	RESPONSES	
In the past 3 months	76.92%	480
In the past year	26.28%	164
2 years ago	6.09%	38
3 years ago	3.85%	24
5 years ago	1.60%	10
More than 5 years ago	0.64%	4
Total Respondents: 624		

Q14 What kind of training was it?

Answered: 863 Skipped: 468

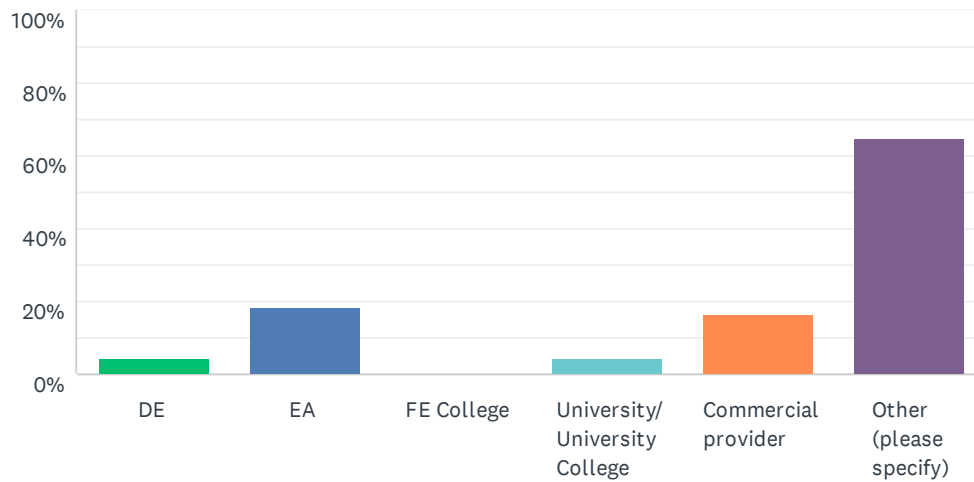
Remote Teaching/Learning



ANSWER CHOICES	RESPONSES	
Online	46.00%	397
Face to face	40.90%	353
Blended approach	12.51%	108
Other (please specify)	14.83%	128
Total Respondents: 863		

Q15 Who provided the training?

Answered: 860 Skipped: 471

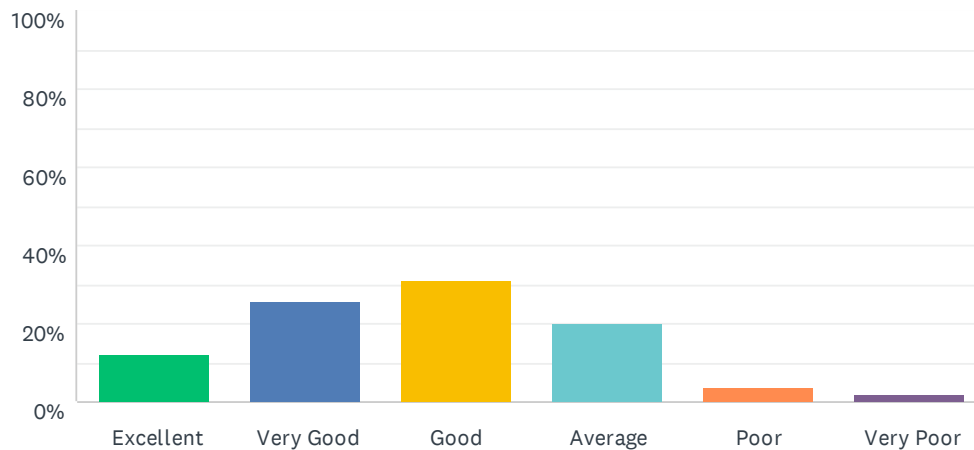


Remote Teaching/Learning

ANSWER CHOICES	RESPONSES
DE	4.65% 40
EA	18.49% 159
FE College	0.23% 2
University/ University College	4.53% 39
Commercial provider	16.51% 142
Other (please specify)	64.88% 558
Total Respondents: 860	

Q16 How would you rate the training?

Answered: 858 Skipped: 473

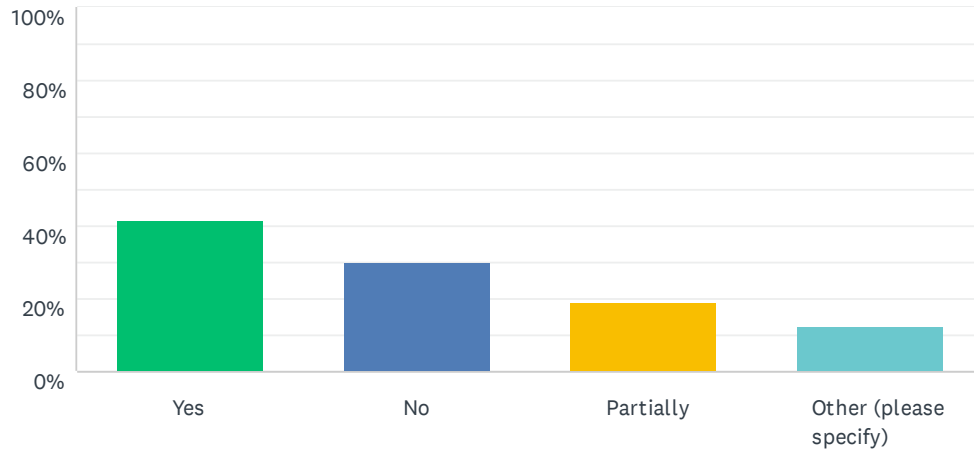


ANSWER CHOICES	RESPONSES
Excellent	12.12% 104
Very Good	25.52% 219
Good	31.35% 269
Average	19.93% 171
Poor	3.85% 33
Very Poor	1.86% 16
TOTAL	858

Q17 Were you given time by your school to complete the training?

Answered: 896 Skipped: 435

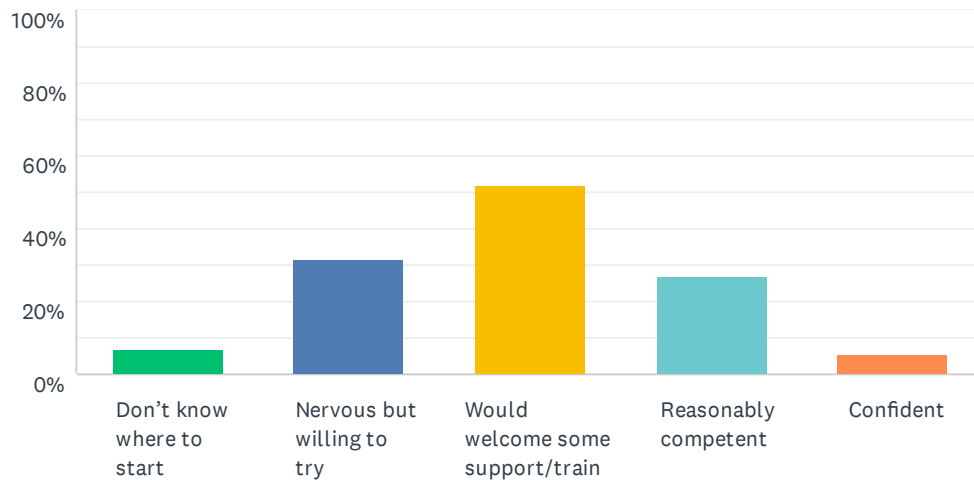
Remote Teaching/Learning



ANSWER CHOICES	RESPONSES	
Yes	41.74%	374
No	30.02%	269
Partially	19.08%	171
Other (please specify)	12.28%	110
Total Respondents: 896		

Q18 How do you feel about conducting remote teaching/learning?

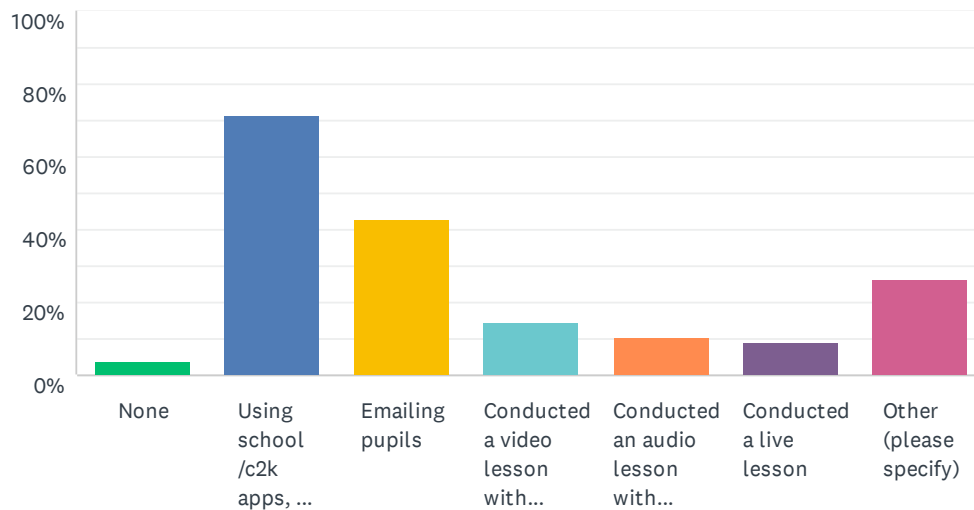
Answered: 1,321 Skipped: 10



ANSWER CHOICES	RESPONSES	
Don't know where to start	7.04%	93
Nervous but willing to try	31.42%	415
Would welcome some support/training	51.93%	686
Reasonably competent	27.02%	357
Confident	5.37%	71
Total Respondents: 1,321		

Q19 What type of remote teaching/learning have you conducted? Please tick all that apply

Answered: 1,317 Skipped: 14

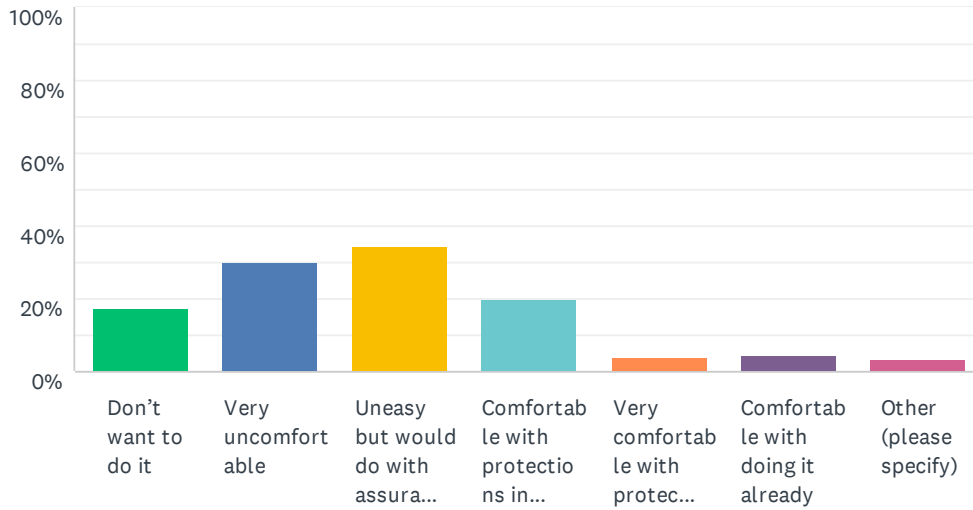


ANSWER CHOICES	RESPONSES	
None	3.87%	51
Using school /c2k apps, e.g Seesaw, elluminate, etc	71.37%	940
Emailing pupils	42.90%	565
Conducted a video lesson with pupils	14.65%	193
Conducted an audio lesson with pupils	10.63%	140
Conducted a live lesson	8.81%	116
Other (please specify)	26.73%	352
Total Respondents: 1,317		

Q20 How do you feel about conducting video/audio/recorded learning?

Answered: 1,326 Skipped: 5

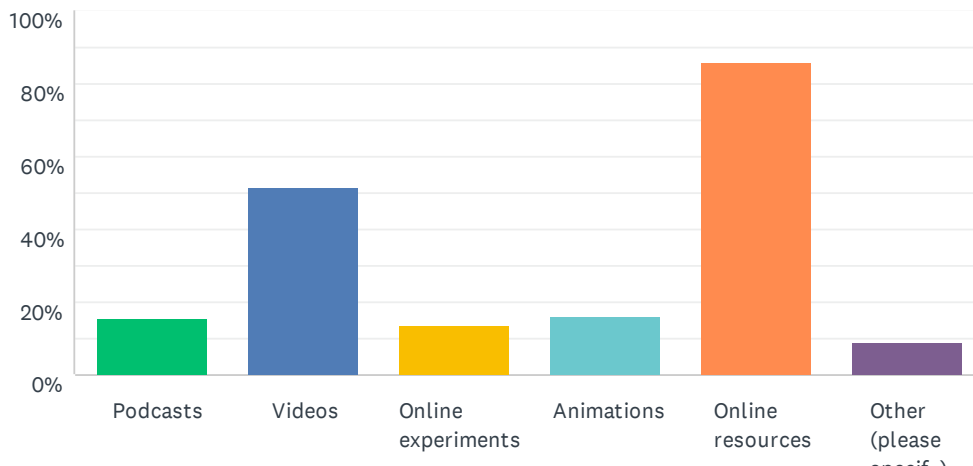
Remote Teaching/Learning



ANSWER CHOICES	RESPONSES
Don't want to do it	17.57% 233
Very uncomfortable	30.02% 398
Uneasy but would do with assurances/protectio ns in place	34.31% 455
Comfortable with protections in place	19.83% 263
Very comfortable with protections in place	3.85% 51
Comfortable with doing it already	4.68% 62
Other (please specify)	3.70% 49
Total Respondents: 1,326	

Q21 Do you know where to access elearning resources? please tick all that apply

Answered: 1,187 Skipped: 144

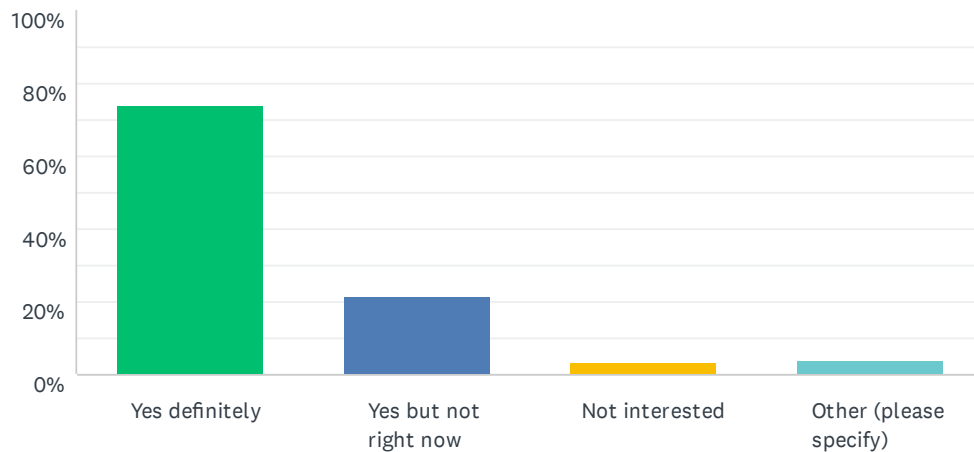


Remote Teaching/Learning

ANSWER CHOICES	RESPONSES	
Podcasts	15.42%	183
Videos	51.56%	612
Online experiments	13.65%	162
Animations	15.92%	189
Online resources	85.76%	1,018
Other (please specify)	8.76%	104
Total Respondents: 1,187		

Q22 Would you like to receive training on Remote teaching/learning?

Answered: 1,322 Skipped: 9

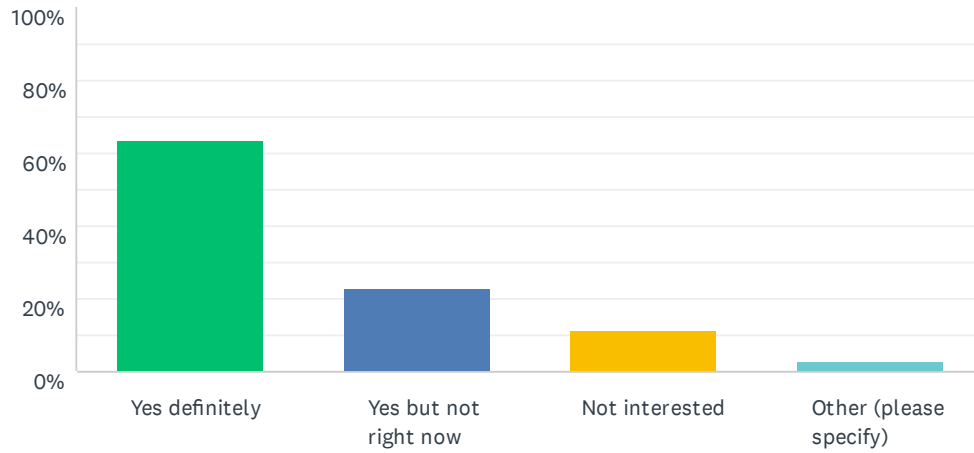


ANSWER CHOICES	RESPONSES	
Yes definitely	74.21%	981
Yes but not right now	21.48%	284
Not interested	3.25%	43
Other (please specify)	3.78%	50
Total Respondents: 1,322		

Q23 Would you like to receive training on ICT skills generally?

Answered: 1,318 Skipped: 13

Remote Teaching/Learning



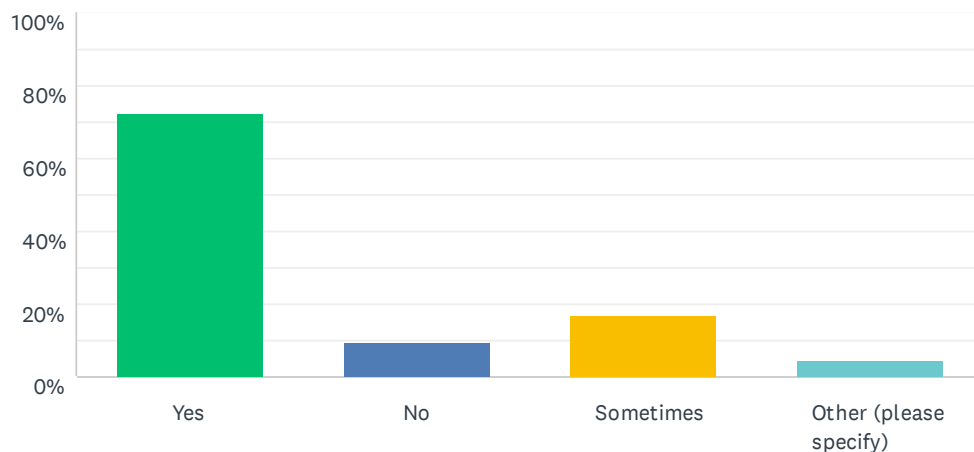
ANSWER CHOICES	RESPONSES	
Yes definitely	63.51%	837
Yes but not right now	23.07%	304
Not interested	11.53%	152
Other (please specify)	3.03%	40
Total Respondents: 1,318		

Q24 What other CPD courses would you be interested in availing of?

Answered: 420 Skipped: 911

Q25 Have you provided feedback to your pupils?

Answered: 1,316 Skipped: 15

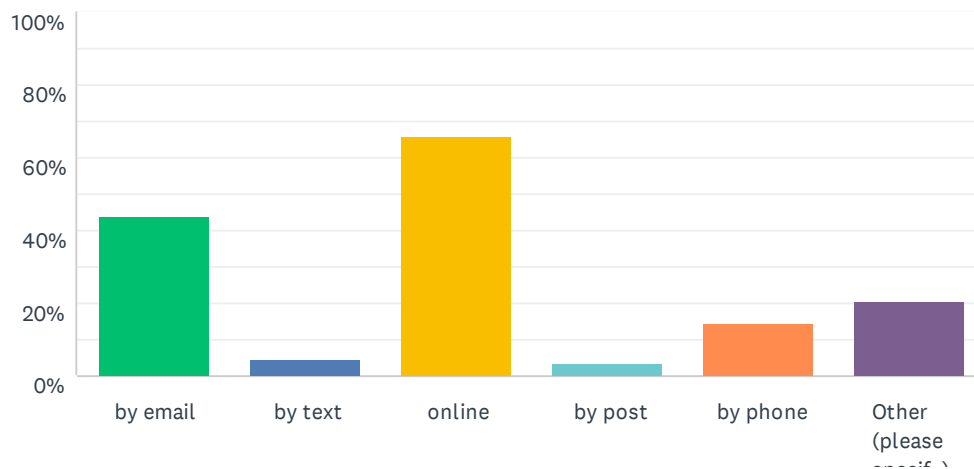


Remote Teaching/Learning

ANSWER CHOICES	RESPONSES	
Yes	72.42%	953
No	9.42%	124
Sometimes	16.79%	221
Other (please specify)	4.71%	62
Total Respondents: 1,316		

Q26 How have you provided feedback?

Answered: 1,226 Skipped: 105

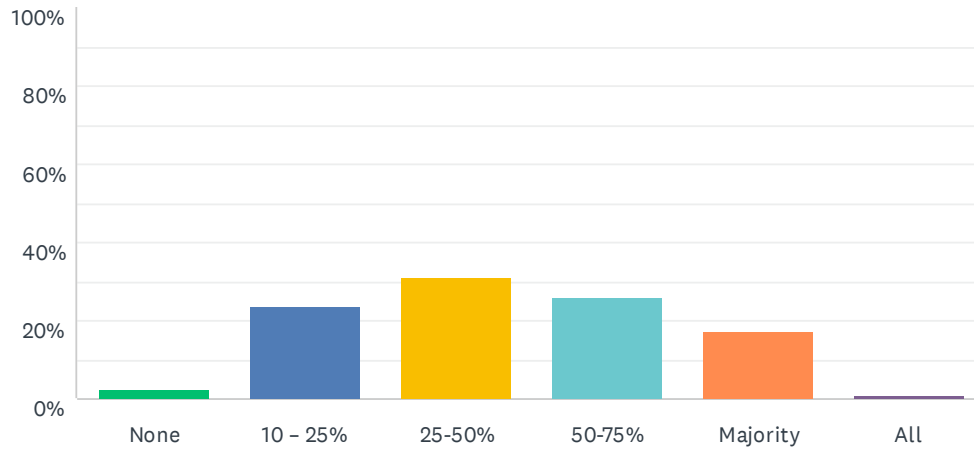


ANSWER CHOICES	RESPONSES	
by email	43.96%	539
by text	4.65%	57
online	65.91%	808
by post	3.51%	43
by phone	14.52%	178
Other (please specify)	20.72%	254
Total Respondents: 1,226		

Q27 What percentage of your pupils are engaged in remote learning during lockdown?

Answered: 1,294 Skipped: 37

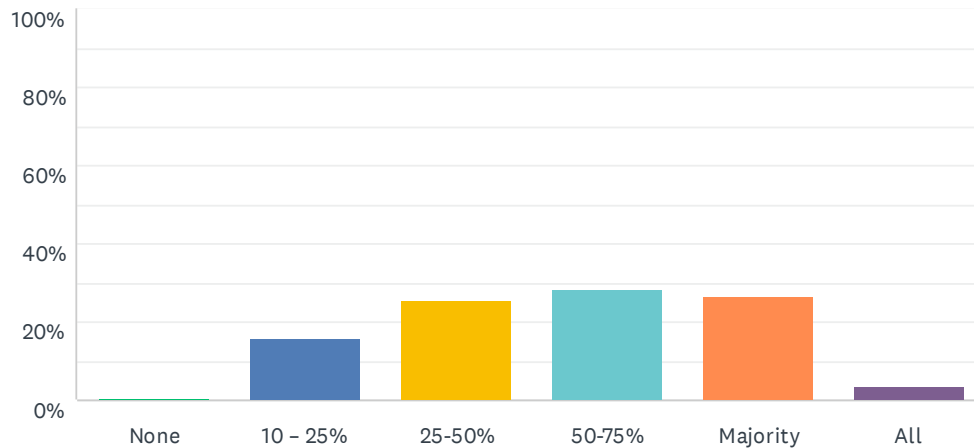
Remote Teaching/Learning



ANSWER CHOICES	RESPONSES
None	2.16% 28
10 – 25%	23.72% 307
25-50%	31.38% 406
50-75%	26.04% 337
Majority	17.08% 221
All	0.77% 10
Total Respondents: 1,294	

Q28 What percentage of your pupils have engaged in learning of any kind during lockdown?

Answered: 1,281 Skipped: 50

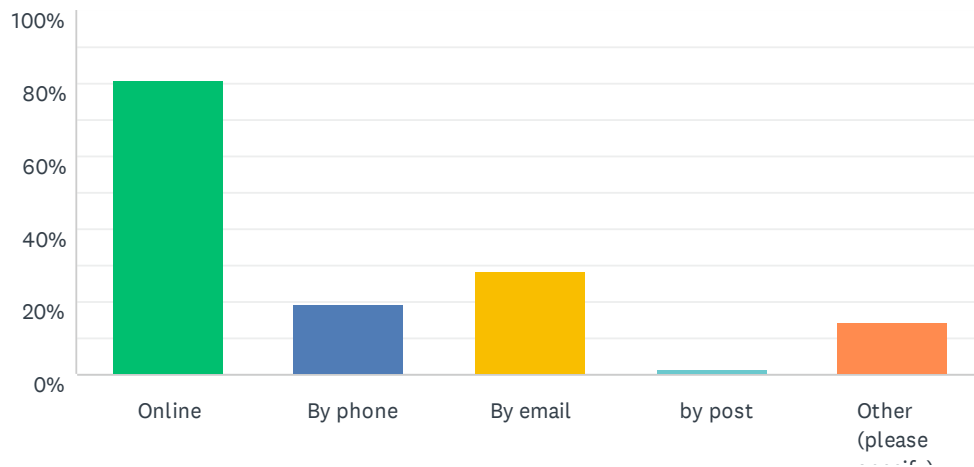


Remote Teaching/Learning

ANSWER CHOICES	RESPONSES
None	0.47% 6
10 – 25%	15.85% 203
25-50%	25.53% 327
50-75%	28.42% 364
Majority	26.70% 342
All	3.75% 48
Total Respondents: 1,281	

Q29 How do you track this?

Answered: 1,282 Skipped: 49



ANSWER CHOICES	RESPONSES
Online	80.81% 1,036
By phone	19.58% 251
By email	28.63% 367
by post	1.56% 20
Other (please specify)	14.51% 186
Total Respondents: 1,282	

Q30 Do you have any other comments, questions, or concerns?

Answered: 508 Skipped: 823